



**Alberta Conference of
Seventh-day Adventists
Office of Education**

Annual Education Results Report
(AERR)

Reporting Year: 2023-2024

Table of Contents



Introduction	3
Mission & Vision	4
Context and Demographics.....	5
Whistleblower Protection.....	7
Accountability Pillar Overall Summary	8
Student Growth and Achievement	10
Teaching and Leading.....	15
Learner Supports	16
Governance/Parental Involvement.....	18
Stakeholder Engagement Report.....	19
Supplemental Measures	21
Integration of Faith and Learning	22
Spiritual Leadership Opportunities	23
Enhanced Spiritual Growth and Development Plan	24
Budget	25
Conclusion and Acknowledgements	27

Introduction

The Alberta Conference of Seventh-day Adventists (SDA) Office of Education is committed to providing quality education that nurtures the physical, intellectual, and spiritual growth of our students. This Annual Education Report (AERR) serves as a summary of our accomplishments, challenges, and goals for the year 2023-2024.

Message from the Education Director

As the Education Director of the Adventist School Division, it is my pleasure to present the Annual Education Review and Report (AERR) for the academic year [Year]. This comprehensive document reflects our commitment to transparency, accountability, and continuous improvement in the pursuit of academic excellence within our schools.

Over the past year, our dedicated educators, administrators, and support staff have worked tirelessly to create an enriching and nurturing learning environment for our students. The AERR provides an overview of the key achievements, challenges, and strategic initiatives that have shaped our educational landscape.

I encourage you to review the AERR thoroughly and welcome any feedback or insights you may have. Your collaboration and support are invaluable as we strive to create a learning environment that prepares students for a successful future.

Thank you for your continued partnership in advancing education within the Adventist School Division. I look forward to our collective efforts in ensuring the continued success and growth of our schools.

Sincerely,



Gail Wilton
Education Director
Alberta Conference Office of Education

Mission and Vision



The Vision and Mission of the Seventh-day Adventist School system in Alberta is to inspire in each student a life of faith, wisdom, and service. We will seek to do this by:

- Striving for Excellence through a variety of challenging academic activities that engage learners and promote their success.
- Acting ethically and professionally, promoting fairness, transparency, trust and the wholistic well-being of every student
- Maintaining a safe learning environment that reflects Adventist values, respects diversity, and promotes collaboration.
- Planning for continuous school improvement by making strategic use of various assessment data, research, and input from school stakeholders
- Providing daily opportunities for students to see Jesus through curricular and extracurricular programs, through healthy relationships, and service.

Context and Demographics

Our Schools

School Name	Location	Grades
Chinook Winds Adventist Academy	Calgary	K-12
College Heights Christian School	Lacombe	K-9
Coralwood Adventist Academy	Edmonton	K-12
Higher Ground Christian School	Medicine Hat	K-9
Mamawi Atosketan Native School	Ponoka County	K-12
Parkview Adventist Academy	Lacombe	10-12
Peace Hills Adventist School	Wetaskiwin	K-9
Prairie Adventist Christian eSchool	Online	K-12
South Side Christian School	Red Deer	K-9
Sylvan Meadows Adventist School	Sylvan Lake	K-9
Woodlands Adventist School	Ponoka County	K-9

Quick Links

Website: albertasdaedu.org

Three-Year Ed Plan: albertasdaedu.org/acoe-assurance-2

Canadian Adventist Education: adventist.ca

North American Division, Adventist Education: adventisteducation.org

General Conference, Adventist Education:

<https://www.adventist.education/>

Our Division

The Alberta Conference Office of the Seventh-day Adventist Church's education district spans the province from Medicine Hat to Edmonton with reach around the world through our online school. The District Office is housed in Lacombe with connections to the Canadian, North American and World Division SDA offices in Ontario and Maryland

Our teachers are required to hold both Alberta Teacher Certification and SDA Church Teacher Certification. Our principals are also required to hold the Leadership Quality Standard endorsement. With high priority placed on excellence in education, our teachers access professional development and continuing education through multiple avenues ensuring our continued collective professional development and academic growth.

Alberta Statistics

1427 students district-wide

256 Students in online/Homeschool programming.

11 Schools

110 Teachers Across the District

23 Masters/Doctoral degrees

World Church Statistics

1.95 million Students

8 515 Educational Institutions

80 000 Teachers

Our Programs

Brick-and Mortar Schools

Online Education

Home Education Program

Shared responsibility Programs

Second Language Learning

Mission Trips to various places around the world for high school students

Athletic Programs

Service Opportunity Programming

Church/School Collaboration Programs

Whistleblower Protection



Silent Whistle Program

Section 32 of the *Public Interest Disclosure Act* (2013) requires that school authorities include their annual report of disclosures in their AERR.

The Alberta Conference Office of Education utilizes the Silent Whistle program provided through the General Conference of the Seventh-day Adventist Church.

There were no disclosures to report in 2022/2023.

Accountability Pillar Overall Summary

District-Wide Summary

Fall 2023

Assurance Domain	Measure	Alberta Conference 7th Day Ad			Alberta			Measure Evaluation		
		Current Result	Prev Year Result	Prev 3 Year Average	Current Result	Prev Year Result	Prev 3 Year Average	Achievement	Improvement	Overall
Student Growth and Achievement	Student Learning Engagement	86.2	84.8	84.8	84.4	85.1	85.1	n/a	Maintained	n/a
	Citizenship	85.5	84.7	86.2	80.3	81.4	82.3	Very High	Maintained	Excellent
	3-year High School Completion	42.3	56.0	58.3	80.7	83.2	82.3	Very Low	Declined	Concern
	5-year High School Completion	59.1	71.3	76.7	88.6	87.1	86.2	Very Low	Declined	Concern
	PAT: Acceptable	38.8	43.6	n/a	63.3	64.3	n/a	Very Low	n/a	n/a
	PAT: Excellence	6.5	9.2	n/a	16.0	17.7	n/a	Very Low	n/a	n/a
	Diploma: Acceptable	73.3	59.8	n/a	80.3	75.2	n/a	Low	n/a	n/a
	Diploma: Excellence	17.4	6.9	n/a	21.2	18.2	n/a	Intermediate	n/a	n/a
Teaching & Leading	Education Quality	89.5	88.7	90.3	88.1	89.0	89.7	High	Maintained	Good
Learning Supports	Welcoming, Caring, Respectful and Safe Learning Environments (WCRSLE)	86.4	87.9	87.9	84.7	86.1	86.1	n/a	Maintained	n/a
	Access to Supports and Services	80.0	83.0	83.0	80.6	81.6	81.6	n/a	Declined	n/a
Governance	Parental Involvement	80.7	84.2	88.9	79.1	78.8	80.3	High	Declined	Acceptable

District FNMI Summary

Fall 2023

Assurance Domain	Measure	Alberta Conference 7th Day Ad (FNMI)			Alberta (FNMI)			Measure Evaluation		
		Current Result	Prev Year Result	Prev 3 Year Average	Current Result	Prev Year Result	Prev 3 Year Average	Achievement	Improvement	Overall
Student Growth and Achievement	Student Learning Engagement	n/a	n/a	n/a	n/a	n/a	n/a	n/a	n/a	n/a
	Citizenship	n/a	n/a	n/a	n/a	n/a	n/a	n/a	n/a	n/a
	3-year High School Completion	0.0	*	33.3	57.0	59.5	59.1	Very Low	Declined Significantly	Concern
	5-year High School Completion	50.8	*	n/a	71.3	68.0	67.0	Very Low	n/a	n/a
	PAT: Acceptable	8.7	6.4	n/a	40.5	43.3	n/a	Very Low	n/a	n/a
	PAT: Excellence	0.0	1.1	n/a	5.5	5.9	n/a	Very Low	n/a	n/a
	Diploma: Acceptable	38.5	*	n/a	74.8	68.7	n/a	Very Low	n/a	n/a
	Diploma: Excellence	19.2	*	n/a	11.3	8.5	n/a	Intermediate	n/a	n/a
Teaching & Leading	Education Quality	n/a	n/a	n/a	n/a	n/a	n/a	n/a	n/a	n/a
Learning Supports	Welcoming, Caring, Respectful and Safe Learning Environments (WCRSLE)	n/a	n/a	n/a	n/a	n/a	n/a	n/a	n/a	n/a
	Access to Supports and Services	n/a	n/a	n/a	n/a	n/a	n/a	n/a	n/a	n/a
Governance	Parental Involvement	n/a	n/a	n/a	n/a	n/a	n/a	n/a	n/a	n/a

Strength

Citizenship: Seventh-day Adventist schools in Alberta help students to develop civic responsibility, healthy and respectful attitudes towards themselves and others, and a commitment to lifelong learning to grow into a wholistic being. We are proud to develop students who will enhance their communities in various aspects making Alberta a better place to live.

Education Quality: Professional growth expectations for all teachers and principals as well as stakeholder relationships is the focus in our drive to excellent outcomes in this area.

Growth Points

There has been a slight decrease in parental involvement over the past two years due to Covid. This year there has been a noticeable increase in parental involvement at schools, so the expectation is that this measurement will increase back to around the 90th percentile.

Our High School Completion rates remain a focus of our high school task force. Several of our students choose to complete high school in 4 to 5 years affecting these numbers.

Our decline in PAT tests is also a focus for review in our district. We have set up teacher in-service opportunities to address test readiness, student accommodations and test taking skills.

We know the effects of COVID are still prevalent as we work to fill learning gaps associated with a world-wide pandemic.

Student Growth and Achievement



Student Growth and Achievement

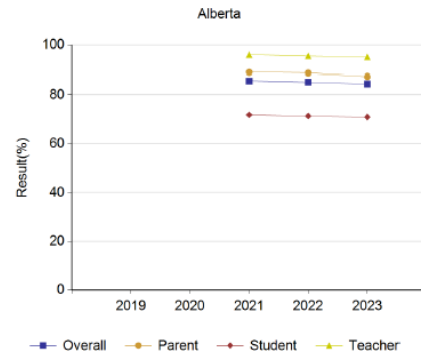
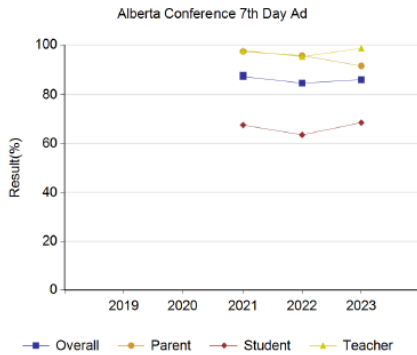
S.1 Student Learning Engagement - Measure History

Authority: 9382 Alberta Conference of 7th Day Adventist Church

Province: Alberta

The percentage of teachers, parents and students who agree that students are engaged in their learning at school.

	Alberta Conference 7th Day Ad										Measure Evaluation			Alberta										
	2019		2020		2021		2022		2023		Achievement	Improvement	Overall	2019		2020		2021		2022		2023		
	N	%	N	%	N	%	N	%	N	%				N	%	N	%	N	%	N	%	N	%	
Overall	n/a	n/a	n/a	n/a	455	87.5	628	84.8	711	86.2	n/a	Maintained	n/a	n/a	n/a	n/a	n/a	n/a	230,958	85.8	249,740	85.1	257,214	84.4
Parent	n/a	n/a	n/a	n/a	74	97.3	92	95.8	74	91.4	n/a	Declined	n/a	n/a	n/a	n/a	n/a	n/a	30,994	89.0	31,694	88.7	31,862	87.3
Student	n/a	n/a	n/a	n/a	338	87.6	480	83.8	589	88.6	n/a	Improved	n/a	n/a	n/a	n/a	n/a	n/a	169,789	71.8	187,102	71.3	193,029	70.9
Teacher	n/a	n/a	n/a	n/a	43	97.7	58	95.2	48	98.8	n/a	Maintained	n/a	n/a	n/a	n/a	n/a	n/a	30,173	96.0	30,944	95.5	32,323	95.1



Notes:

1. Data values have been suppressed where the number of respondents/students is fewer than 6. Suppression is marked with an asterisk (*).
2. The AEA survey was introduced as a pilot in 2020/21, when participation was also impacted by the COVID-19 pandemic. Caution should be used when interpreting trends over time.

Strengths

Overall, student learning engagement has slightly increased. Student perception in this measurement increased by 5% which demonstrates positive growth. This indicates that more often, teachers are adjusting pedagogy to meet student needs.

Growth Points

There was a slight decline with parents in this category. Providing parent training to access various communication forums may help to ensure our stakeholders are aware of student progress and school activities. School to stakeholder communication remains an important focus for our schools.

Student Growth and Achievement

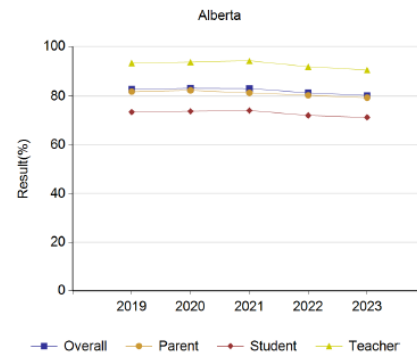
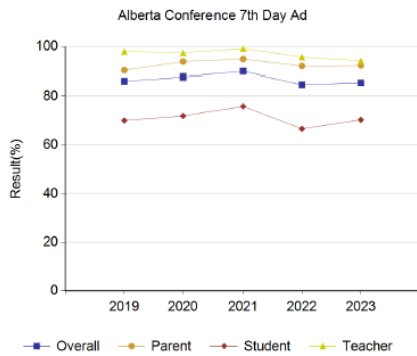
A.6 Citizenship - Measure History

Authority: 9382 Alberta Conference of 7th Day Adventist Church

Province: Alberta

Percentage of teachers, parents and students who are satisfied that students model the characteristics of active citizenship.

	Alberta Conference 7th Day Ad										Measure Evaluation			Alberta									
	2019		2020		2021		2022		2023		Achievement	Improvement	Overall	2019		2020		2021		2022		2023	
	N	%	N	%	N	%	N	%	N	%				N	%	N	%	N	%	N	%	N	%
Overall	433	86.1	482	87.7	454	89.9	629	84.7	712	85.5	Very High	Maintained	Excellent	265,614	82.9	264,413	83.3	230,843	83.2	249,770	81.4	257,231	80.3
Parent	72	90.3	64	93.8	74	94.8	92	92.0	74	92.2	Very High	Maintained	Excellent	35,247	81.9	36,891	82.4	30,005	81.4	31,689	80.4	31,869	78.4
Student	312	70.0	363	71.9	337	75.8	481	66.6	590	70.3	High	Maintained	Good	197,090	73.5	193,577	73.8	166,741	74.1	187,120	72.1	193,015	71.3
Teacher	49	97.9	55	97.4	43	99.1	56	95.6	48	94.1	High	Maintained	Good	33,277	93.2	33,045	93.8	30,197	94.1	30,961	91.7	32,347	90.3



Notes:

1. Data values have been suppressed where the number of respondents/students is fewer than 6. Suppression is marked with an asterisk (*).
2. The AEA survey was introduced as a pilot in 2020/21, when participation was also impacted by the COVID-19 pandemic. Caution should be used when interpreting trends over time.
3. The Citizenship measure was adjusted to reflect the introduction of the new AEA survey measures in 2020/21. Caution should be used when interpreting trends over time.

Strength

This continues to be a strength in our district as we continue to develop great citizens for their communities. Our district continues to mold students to become great leaders in their local and global contexts. Utilization of Parents, teachers, and other school employees/stakeholders as wonderful encouraging mentors for building leadership capacity remains a priority.

Growth Points

Connecting students with available growth opportunities for serving their community and becoming great leaders in this world is an area of growth. Our district provides many service and community connection opportunities and strives to ensure students and parents are aware and educated about those opportunities.

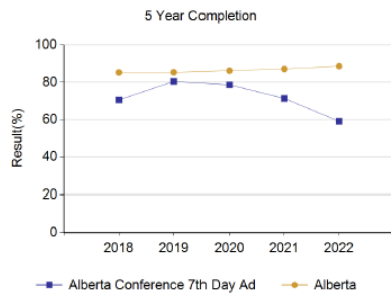
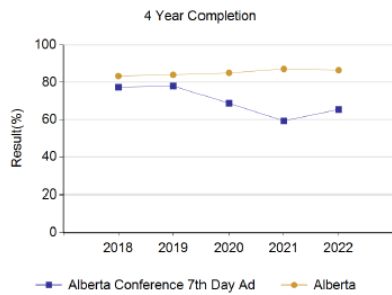
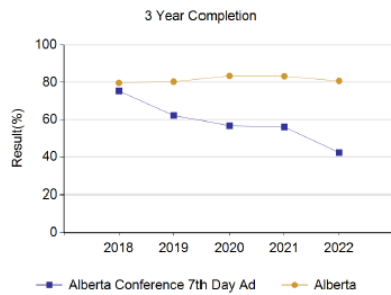
Student Growth and Achievement



High School Completion Rates - Measure History

Authority: 9382 Alberta Conference of 7th Day Adventist Church
Province: Alberta

	Alberta Conference 7th Day Ad										Measure Evaluation			Alberta									
	2018		2019		2020		2021		2022		Achievement	Improvement	Overall	2018		2019		2020		2021		2022	
	N	%	N	%	N	%	N	%	N	%				N	%	N	%	N	%	N	%	N	%
3 Year Completion	30	75.3	36	62.2	33	56.7	38	56.0	50	42.3	Very Low	Declined	Concern	44,978	79.7	45,354	80.3	46,245	83.4	47,675	83.2	48,340	80.7
4 Year Completion	34	77.3	30	78.0	37	68.7	33	59.3	37	65.4	Very Low	Maintained	Concern	44,994	83.3	44,980	84.0	45,351	85.0	46,242	87.1	47,660	86.5
5 Year Completion	20	70.5	33	80.4	31	78.6	36	71.3	33	59.1	Very Low	Declined	Concern	44,842	85.2	44,988	85.3	44,972	86.2	45,344	87.1	46,238	88.6



Notes:

1. Data values have been suppressed where the number of respondents/students is fewer than 6. Suppression is marked with an asterisk (*).
2. Participation in the 2019/20 to 2021/22 Diploma Exams was impacted by the COVID-19 pandemic. In the absence of Diploma Exams, achievement level of diploma courses were determined solely by school-awarded marks. Caution should be used when interpreting high school completion rate results over time.

Strength

As a small district we are proud of the relationships we hold with our students. The graduation rates do not adequately reflect the overall success of our students. As a smaller district, even one student choosing an alternate graduation path results in a decline in our graduation rates. COVID is still affecting our graduation rates and we are proud of our teachers for their efforts in filling learning gaps.

Growth Points

The district with its High School Task Force continues to formulate recommendations/strategies to improve the overall 3, 4, and 5 year high school completion rates.

Student Growth and Achievement (Grades K-9)

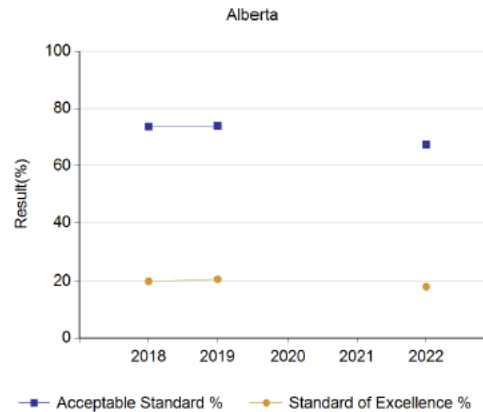
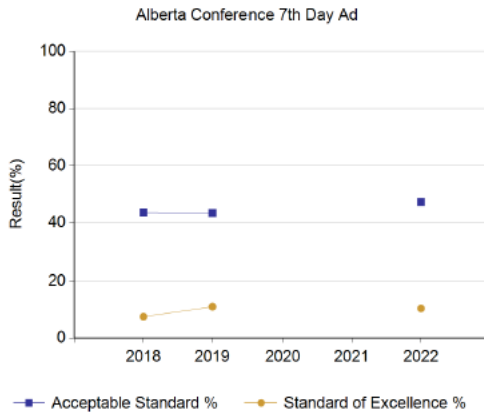


PAT Results By Number Enrolled Measure History

Authority: 9382 Alberta Conference of 7th Day Adventist Church

Province: Alberta

	Alberta Conference 7th Day Ad					Alberta				
	2018	2019	2020	2021	2022	2018	2019	2020	2021	2022
N	150	172	n/a	n/a	199	100,210	104,264	n/a	n/a	109,833
Acceptable Standard %	43.5	43.3	n/a	n/a	47.2	73.6	73.8	n/a	n/a	67.3
Standard of Excellence %	7.5	11.0	n/a	n/a	10.4	19.9	20.6	n/a	n/a	18.0



Strength

We are starting to see the data trend on an upward trajectory in the acceptable standard percentage. We expect this trend to continue in the coming years.

Growth Points

Our district continues to strive and encourage student participation in the PAT's. Increasing participation in pre-testing will be helpful to both teachers and students.

While teacher training for administering PATs has been a strong focus for our district, parent involvement to ensure student attendance and preparedness to increase participation rates is also a district focus.

Student Growth and Achievement (Grades 10-12)

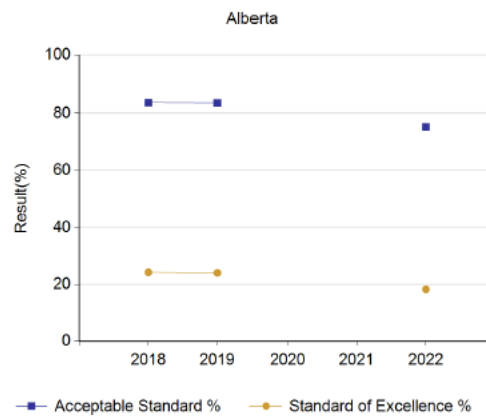
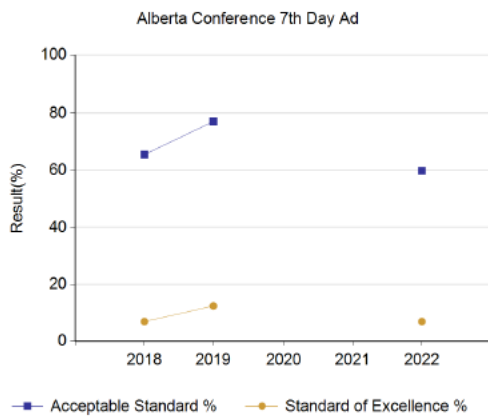


Diploma Exam Results By Students Writing Measure History

Authority: 9382 Alberta Conference of 7th Day Adventist Church

Province: Alberta

	Alberta Conference 7th Day Ad					Alberta				
	2018	2019	2020	2021	2022	2018	2019	2020	2021	2022
N	37	30	n/a	n/a	55	65,736	65,117	n/a	n/a	58,444
Acceptable Standard %	65.5	77.1	n/a	n/a	59.8	83.7	83.6	n/a	n/a	75.2
Standard of Excellence %	6.9	12.4	n/a	n/a	6.9	24.2	24.0	n/a	n/a	18.2



Strength

The district has worked with schools to bring awareness to the importance of Diploma overall percentages. Enrollment has grown significantly over the last five years increasing our student-diploma-writing population.

It is important to note that the small class sizes in many of our schools' results in the data points focusing on a very small percentage of our district's student results.

Growth Points

Increasing supplemental supports and resources, specifically those that have arisen throughout COVID, continues to be an area of dedicated focus across the district.

Teaching and Leading



Teaching & Leading

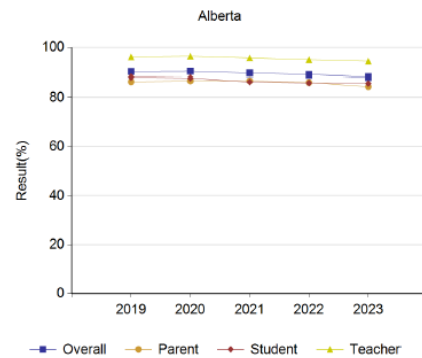
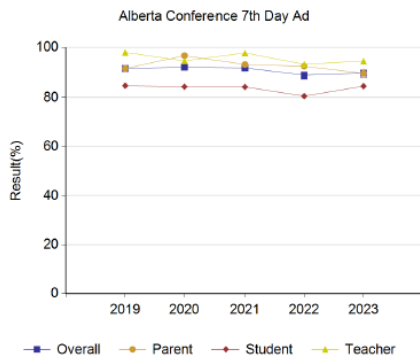
A.4 Education Quality - Measure History

Authority: 9382 Alberta Conference of 7th Day Adventist Church

Province: Alberta

Percentage of teachers, parents and students satisfied with the overall quality of basic education.

	Alberta Conference 7th Day Ad										Alberta												
	2019		2020		2021		2022		2023		Measure Evaluation			2019		2020		2021		2022		2023	
	N	%	N	%	N	%	N	%	N	%	Achievement	Improvement	Overall	N	%	N	%	N	%	N	%	N	%
Overall	433	91.4	484	91.9	453	91.6	629	88.7	712	89.5	High	Maintained	Good	265,841	90.2	264,823	90.3	230,814	89.6	249,532	89.0	257,584	88.1
Parent	72	91.4	64	96.6	74	93.0	92	92.3	74	89.4	Very High	Declined	Good	35,262	86.4	36,907	86.7	31,024	86.7	31,728	86.1	31,890	84.4
Student	312	84.8	305	84.4	336	84.3	481	80.6	590	84.6	Intermediate	Maintained	Acceptable	197,282	88.1	193,763	87.8	169,589	86.3	186,834	85.9	193,343	85.7
Teacher	49	97.9	55	94.5	43	97.7	56	93.1	48	94.4	Intermediate	Maintained	Acceptable	33,297	96.1	33,953	96.4	30,201	95.7	30,970	95.0	32,351	94.4



- Notes:
1. Data values have been suppressed where the number of respondents/students is fewer than 6. Suppression is marked with an asterisk (*).
 2. The AEA survey was introduced as a pilot in 2020/21, when participation was also impacted by the COVID-19 pandemic. Caution should be used when interpreting trends over time.

Strength

Overall, parents, students, and teachers are very satisfied with the quality of basic education in our schools.

Growth Points

There has been a slight decline from the satisfaction of parents post pandemic. Schools present many opportunities for parents to be more involved and active in the school community, and as parent-connectedness increases, we expect satisfaction rates to improve.

Learner Supports



Learning Supports

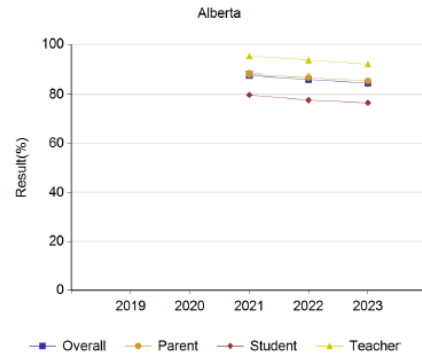
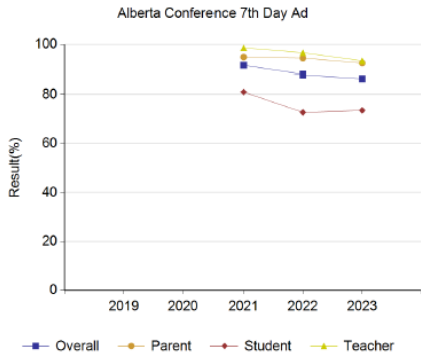
W.1 Welcoming, Caring, Respectful and Safe Learning Environments (WCRSLE) - Measure History

Authority: 9382 Alberta Conference of 7th Day Adventist Church

Province: Alberta

The percentage of teachers, parents and students who agree that their learning environments are welcoming, caring, respectful and safe.

	Alberta Conference 7th Day Ad										Measure Evaluation			Alberta									
	2019		2020		2021		2022		2023		Achievement	Improvement	Overall	2019		2020		2021		2022		2023	
	N	%	N	%	N	%	N	%	N	%				N	%	N	%	N	%	N	%	N	%
Overall	n/a	n/a	n/a	n/a	454	91.5	629	87.9	712	86.4	n/a	Maintained	n/a	n/a	n/a	n/a	n/a	231,091	87.8	249,941	86.1	257,391	84.7
Parent	n/a	n/a	n/a	n/a	74	94.8	92	94.4	74	92.4	n/a	Maintained	n/a	n/a	n/a	n/a	n/a	30,980	88.2	31,715	86.9	31,885	85.6
Student	n/a	n/a	n/a	n/a	337	81.0	481	72.7	590	73.5	n/a	Maintained	n/a	n/a	n/a	n/a	n/a	169,900	79.8	187,258	77.7	193,156	76.6
Teacher	n/a	n/a	n/a	n/a	43	98.6	56	96.6	48	93.3	n/a	Maintained	n/a	n/a	n/a	n/a	n/a	30,211	95.3	30,988	93.6	32,350	92.0



- Notes:
1. Data values have been suppressed where the number of respondents/students is fewer than 6. Suppression is marked with an asterisk (*).
 2. The AEA survey was introduced as a pilot in 2020/21, when participation was also impacted by the COVID-19 pandemic. Caution should be used when interpreting trends over time.

Strength

Creating, maintaining, and improving welcoming, caring, respectful, and safe learning environments in our schools is a very high priority for the district. It is positive to see that there was a slight improvement on students who agreed.

Growth Points

As students continue to come out of the pandemic mindset and they start trusting their learning environment through programs developed by schools, and actively supporting them wholistically will produce positive benefits to their success.

Our mental health task force is focussing on school culture and overall student experience.

Learning Supports

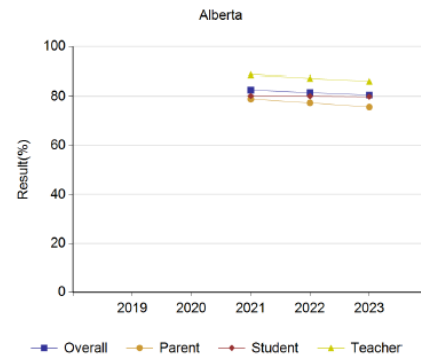
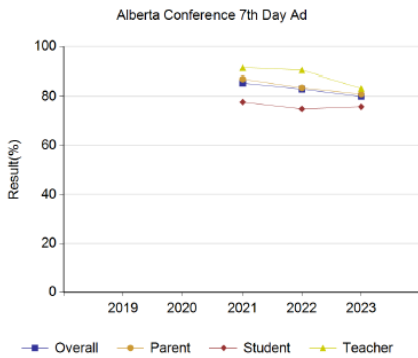
H.1 Access to Supports and Services - Measure History

Authority: 9382 Alberta Conference of 7th Day Adventist Church

Province: Alberta

The percentage of teachers, parents and students who agree that students have access to the appropriate supports and services at school.

	Alberta Conference 7th Day Ad										Measure Evaluation			Alberta										
	2019		2020		2021		2022		2023		Achievement	Improvement	Overall	2019		2020		2021		2022		2023		
	N	%	N	%	N	%	N	%	N	%				N	%	N	%	N	%	N	%	N	%	
Overall	n/a	n/a	n/a	n/a	454	85.4	628	83.0	711	80.0	n/a	Declined	n/a	n/a	n/a	n/a	n/a	n/a	230,761	82.6	249,570	81.6	256,994	80.6
Parent	n/a	n/a	n/a	n/a	74	87.0	91	83.5	74	81.0	n/a	Maintained	n/a	n/a	n/a	n/a	n/a	n/a	30,938	78.9	31,684	77.4	31,847	75.7
Student	n/a	n/a	n/a	n/a	337	77.7	481	74.9	589	75.8	n/a	Maintained	n/a	n/a	n/a	n/a	n/a	n/a	169,631	80.2	186,935	80.1	192,805	79.9
Teacher	n/a	n/a	n/a	n/a	43	91.4	56	90.4	48	83.3	n/a	Declined	n/a	n/a	n/a	n/a	n/a	n/a	30,194	88.7	30,951	87.3	32,342	86.2



Notes:

1. Data values have been suppressed where the number of respondents/students is fewer than 6. Suppression is marked with an asterisk (*).
2. The AEA survey was introduced as a pilot in 2020/21, when participation was also impacted by the COVID-19 pandemic. Caution should be used when interpreting trends over time.

Strength

The district continues to seek appropriate supports and services to enable student and teacher success. The number of students who agree that there are appropriate support and services has increased by about 1% from 2022. With a learning coach in place to support students and teachers including an increase in educational assistants in the district we expect these numbers to increase over time.

Growth Points

Guiding teachers to navigate resources that are available to support students to aid in their success is a district focus. New online tools such as a teacher's dashboard where resources are available to tap into can lead them to finding appropriate tools to help students be successful.

Ensuring our teachers are accessing and utilizing our learning coach effectively is also a focus.

Governance/Parental Involvement



Governance

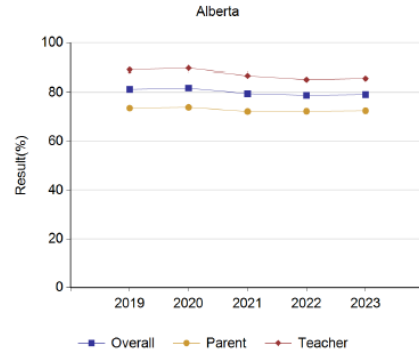
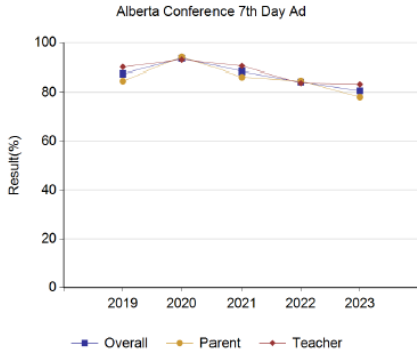
C.1 Parental Involvement - Measure History

Authority: 9382 Alberta Conference of 7th Day Adventist Church

Province: Alberta

Percentage of teachers and parents satisfied with parental involvement in decisions about their child's education.

	Alberta Conference 7th Day Ad										Measure Evaluation			Alberta									
	2019		2020		2021		2022		2023		Achievement	Improvement	Overall	2019		2020		2021		2022		2023	
	N	%	N	%	N	%	N	%	N	%				N	%	N	%	N	%	N	%	N	%
Overall	121	87.4	118	93.6	117	88.4	148	84.2	122	80.7	High	Declined	Acceptable	68,116	81.3	70,377	81.8	60,919	79.5	62,412	78.8	63,935	79.1
Parent	72	84.6	63	94.2	74	86.2	92	84.7	74	78.1	Very High	Declined	Good	34,944	73.6	36,556	73.9	30,898	72.2	31,598	72.3	31,720	72.5
Teacher	49	90.1	55	93.0	43	90.5	56	83.8	48	83.3	Low	Maintained	Issue	33,172	89.0	33,821	89.6	30,033	86.8	30,814	85.2	32,215	85.7



- Notes:
1. Data values have been suppressed where the number of respondents/students is fewer than 6. Suppression is marked with an asterisk (*).
 2. The AEA survey was introduced as a pilot in 2020/21, when participation was also impacted by the COVID-19 pandemic. Caution should be used when interpreting trends over time.

Strength

Our schools provide many opportunities for parental involvement. Although the overall evaluation measure is acceptable, we are still experiencing a high level of parental engagement.

Growth Points

Our expectations are high, however, the isolation of COVID has caused the need for a recovery phase for our schools and parents. Through our recovery phase, active parental involvement begins with purposeful communication. As our parents expand their awareness of our programming, engagement in those programs will increase. Our schools are committed to ensuring this process is intentional and timely.

Stakeholder Engagement Report



The Alberta Conference Office of Seventh-Day Adventist's Office of Education Three-Year Education Plan and the Annual Education Results Report are posted on the Division website. Electronic copies are shared with all school stakeholders via school websites. Each school utilizes a Continuous School Improvement Plan that is reviewed by each school board and the division office throughout the school year.

- **Assurance Planning and Engagement**
 - This document captures the overall themes and responses from all our engagements' activities.
 - These themes and results were shared with school administrators as well as with our School Council chairs at the Board/School Council chair annual meeting.
 - The most frequently mentioned priority area was Excellent Teaching, which directly influenced our priority area of Quality Teaching for the school year.
- **Home and School Associations**
 - Each of our 11 schools is required to have a Home and School Association. These associations are parent representation in our schools and provide support through fundraising, board representation, staff and student support, as well as other supports to ensure a robust program.
- **School Board Membership**
 - Our local school boards report to and are accountable to the district K-12 board.
 - Each school is required to operate a School Board with representation from our constituent churches, parents, teachers, and leadership. Elementary School boards are required to meet at least 6 times per school year. Senior High Schools are required to meet at least 8 times per school year. These boards help to support and guide our leadership teams gaining insight from our stakeholders vital in the decision-making process.

- **Division-Wide Surveys**
 - Each Spring our students across the division complete a survey that directly informs the development of the AERR. This survey is our chance to hear the voices of our students regarding educational improvement, school safety, integration of faith and learning and many other important aspects of our schools.
 - We are expanding this program to include teachers and parents in the coming years.
- **Teacher Conventions**
 - **New Teacher Orientation Session**
 - Our New Teacher Orientation Session provides an opportunity for our new teachers to connect with us at the division, ask questions and get the support they need to be successful for their coming school year.
 - **Seventh-day Adventist Teachers Conventions**
 - Our Education System provides many opportunities for teachers to develop and collaborate with other SDA teachers through Provincial, National and International Teachers Conventions.
- **Principal's Professional Learning Council-Monthly**
 - Our principals meet with our district leadership to connect and collaborate on district-wide decisions and future planning.
- **High School Task Force**
 - Our High School Task Force is set up to address the specific needs and planning for high school students and teachers across our district.
- **Mental Health Task Force**
 - The Mental Health Task Force is designed to address the concerns surrounding the increasing needs of our students and their mental health. With representation from each school this task force is another touch point for our schools to provide voice to local concerns, provide access to resources for support of staff and students.

Supplemental Measures



Supplemental Alberta Education Assurance Measures - Overall Summary Spring 2023

Authority: 9382 Alberta Conference of 7th Day Adventist Church

Measure	Alberta Conference 7th Day Ad			Alberta			Measure Evaluation		
	Current Result	Prev Year Result	Prev 3 Year Average	Current Result	Prev Year Result	Prev 3 Year Average	Achievement	Improvement	Overall
Diploma Exam Participation Rate (4+ Exams)	0.0	n/a	48.1	3.5	n/a	56.6	n/a	n/a	n/a
Drop Out Rate	10.5	6.2	4.6	2.5	2.3	2.5	Very Low	Declined Significantly	Concern
In-Service Jurisdiction Needs	78.3	78.2	81.2	82.2	83.7	84.3	Low	Maintained	Issue
Lifelong Learning	85.7	87.8	84.9	80.4	81.0	76.8	Very High	Maintained	Excellent
Program of Studies	74.5	78.7	78.3	82.9	82.9	82.6	Intermediate	Declined	Issue
Program of Studies - At Risk Students	80.2	83.1	85.3	81.2	81.9	83.4	Low	Declined Significantly	Concern
Rutherford Scholarship Eligibility Rate	72.6	77.4	73.4	71.9	70.2	68.3	High	Maintained	Good
Safe and Caring	88.1	90.3	91.2	87.5	88.8	89.1	Very High	Declined	Good
Satisfaction with Program Access	58.3	60.9	63.7	72.9	72.6	73.9	Very Low	Declined	Concern
School Improvement	78.4	77.9	82.3	75.2	74.2	77.9	High	Declined	Acceptable
Transition Rate (6 yr)	47.0	64.8	57.7	59.7	60.3	60.2	Low	Maintained	Issue
Work Preparation	88.0	93.5	94.1	83.1	84.9	84.5	Very High	Declined	Good

Strengths

District data show an increase to 85.7% regarding lifelong learning in comparison to the previous 3-year average of 84.9%. The district also continues to have strong eligibility rates for the Rutherford Scholarship currently at 72.6%. Other areas of strength include our safe and caring environments as well as workforce preparedness. The data also shows that facilities are adequately maintained with an overall acceptable rate to date of 78.4%

Growth Points

The district continues to strive to grow in all areas to provide the best education and support for all stakeholders. We do recognize and acknowledge specific areas of growth which are a priority moving forward. Further collaboration with stakeholders will give guidance and direction toward excellence in education.

Integration of Faith and Learning



Definition:

The Integration of Faith and Learning speaks to the intentional incorporation of Adventist values into pedagogy. Our schools infuse Adventist Curriculum into the Alberta provincial curriculum to ensure a comprehensive and spiritually enriched learning experience.

Strengths

About 84% of the student local survey respondents indicated positive faith development and having a strong spiritual relationship with God.

Also, in the local survey, 71% of students responded that their teachers effectively integrate Christian Principals/Values into their lessons with 89% indicating that their school has effectively taught them how to be a good citizen.

Growth Points

Our district is working to include stakeholder responses in our local survey to ensure a complete view of our stakeholder perspectives.

Spiritual Leadership Opportunities



Definition

Our schools provide multiple opportunities for Spiritual Leadership experiences from our schools. These include (but are not limited to) mission trips, school chapel participation, church programming, classroom worships, school-wide assemblies, music program tours and performances, and community outreach activities.

Strengths

Our local survey reveals that 72% of students have an opportunity for leadership and topic development in chapel, classroom worships and other spiritual programming.

Growth Points

Our schools are working to help students identify spiritual leadership opportunities in which they are currently involved.

Enhanced Spiritual Growth and Development Plan



Definition

Each of our schools annually create a spiritual growth and development plan which supports students in having the confidence that God loves them and has a plan for their lives with an ever-deepening relationship with Jesus.

Strengths

84% of student respondents indicate they feel they are surrounded by Christian teachers, that behave in a caring and professional manner, who help them understand the Bible at a deeper level and that God loves them.

Growth Points

District-wide, we are dedicated to ensuring our educators feel supported in their own Christianity. Providing funds to schools for spiritual retreats, pastor-teacher connections and a purposeful goal toward a strong Christian community ensures a legacy of spiritual growth across our district.

Budget

Budget Summary	
Budget 2023 / 2024	
REVENUES	
Alberta Education - Excluding Home Education	7,097,074
Alberta Education - Home Education	144,121
Total Alberta Education Revenues	7,241,195
Federal Government and/or First Nations	1,547,000
Instruction Fees / Tuition Fees	2,550,547
Non-Instructional (O&M, Transportation, Admin Fees, Etc.)	438,098
Other Sales and Services	89,300
Interest on Investments	12,000
Gifts and Donations	3,620,966
Gross School Generated Funds	262,920
Amortization of Capital Allocations	385,814
Other (Specify): Church/Conf Subsidies, Fundraising	3,455,792
TOTAL REVENUES	19,603,632
EXPENSES	
Salaries and Wages (Excluding Home Education)	10,474,908
Benefits (Excluding Home Education)	2,854,797
Services, Contracts & Supplies - Other than Consuming / Management Fees, and Leases (Excluding Home Education)	4,384,575
Leases - Building	324,000
Leases - Equipment	49,027
Home Education	
Certificated Salaries	41,815
Certificated Benefits	10,696
Payments to Parents of Home Education Students for the Purchase of Instructional Materials	77,036
Services and Supplies	15,250
Gross School Generated Funds	262,920
Capital and Debt Services	
Amortization of Capital Assets	
From Restricted Funds	385,814
From Unrestricted Funds	73,572
Total Amortization of Capital Assets	459,386
Interest on Capital Debt	1,017
TOTAL EXPENSES	18,955,427
SURPLUS OF REVENUES OVER EXPENSES	648,206

Financial Summary

Summary of Financial Results

	2022-23 AFS	Percentage	Highlights
<u>Revenue Summary</u>			
Alberta Government	5,948,752	33.34%	Allocated to teacher salaries
Federal Grants	1,371,500	7.68%	Allocated to the First Nations program
Other Revenue	<u>10,524,676</u>	58.98%	Includes tuition, fees, donations, operating subsidies, interest, fundraising and income from sales and services
Total Revenue	<u>17,844,928</u>	100.00%	
<u>Expense Summary</u>			
Instruction	12,259,012	69.53%	Includes Home Education, ECS and Grade 1-12 instruction
Administration	2,521,496	14.30%	
Operations & Maintenance	2,163,055	12.27%	
Transportation	679,584	3.85%	Funded through a user pay arrangement
External Services	<u>8,970</u>	0.05%	Funded through a user pay arrangement
Total Expense	<u>17,632,117</u>	100.0%	
Surplus (Deficit)	<u>212,811</u>		

Link to Audited Financial Statements: <https://www.alberta.ca/k-12-education-financial-statements#jumplinks-2>

Conclusion and Acknowledgements



The Alberta Conference of Seventh-day Adventists Annual Education Results Report (AERR) serves as a valuable platform for sharing insights, fostering collaboration, and advancing the mission of Adventist education. Through collaboration, research-based pedagogy, and shared experiences, educators, students and stakeholders have enriched their understanding of education within the context of faith and learning and have paved the way for our continued journey to excellence.

We acknowledge the efforts of our district office administration and educators in their tireless efforts to ensure our standards of education are relevant, timely and mission driven.

Board Approved, November 29, 2023